



# DURABELT SHUT™




- Their durability is ensured by the use of 12 mm thick replaceable protective plates;
- Installation is simplified with quick-locking sleeves from the Sati KLAB series;
- Special holes in the protective plates aid in removing particles, material residues, and moisture from the peel;
- The drum's design minimizes the load on the system.

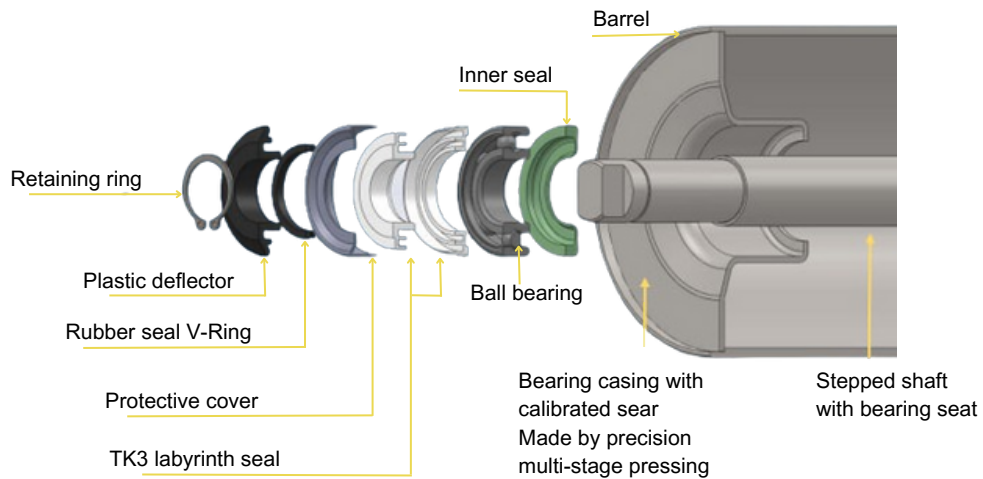
- Flexibility in selecting roller materials and shape to suit production needs;
- Easy installation and modularity for quick repair and installation, thanks to bolted fasteners;
- Rollers are equipped with TK-3 seals protecting bearings from moisture and dust;
- The support, made of sheet metal, ensures high resilience and structural reliability.

- Design features reduce stress on the system;
- Installation is simplified with Sati KLAB's quick-clamping bushings;
- Specialized grooves in linear plates aid in removing material residues and moisture;
- The design reduces friction and noise, positively impacting the service life.

- Explosion-proof design of inlet and outlet devices;
- High resource of rotating parts (over 30 thousand hours of operation);
- Abrasion-resistant construction;
- Single direction transport capability;
- Incorporation of flow shapers in feeders;
- Versatile lining options for feeders and discharge boxes: HDPE, Polyurethane, HARDOX 450;
- Enhanced support with increased roller supports at loading points;
- Bottom lining utilizes ultra-high molecular weight polyethylene (RE-1000 UHMW-PE);
- Dual-Sided Safety Sensors: Monitoring Belt Run-off, Belt Speed, and Cable Emergency Switches, along with Back Pressure;
- Diverse Drive Options: Cylindrical-Bevel, Cylindrical, Helical, Coaxial, V-Belt;
- Equipped with intermediate discharge points for enhanced efficiency;
- Conveyor belt features antistatic, oil-resistant, and frost-resistant properties;
- Additional safety sensors for monitoring inspection hatch openings and removal of protective barriers;
- ATEX22 and ATEX21 compliant version available for hazardous environments.



- Guaranteed productivity - 100, 150, 200, 250, 300, 350, 450, 500, 1000, 1500 t/h;
- Product displacement without losses;
- 100% preservation of product quality;
- Enhanced support with increased roller supports at loading points;
- Bottom lining utilizes ultra-high molecular weight polyethylene (RE-1000 UHMW-PE);
- Dual-Sided Safety Sensors: Monitoring Belt Run-off, Belt Speed, and Cable Emergency Switches, along with Back Pressure;
- Diverse Drive Options: Cylindrical-Bevel, Cylindrical, Helical, Coaxial, V-Belt;
- Equipped with intermediate discharge points for enhanced efficiency;
- Conveyor belt features antistatic, oil-resistant, and frost-resistant properties;
- Additional safety sensors for monitoring inspection hatch openings and removal of protective barriers.



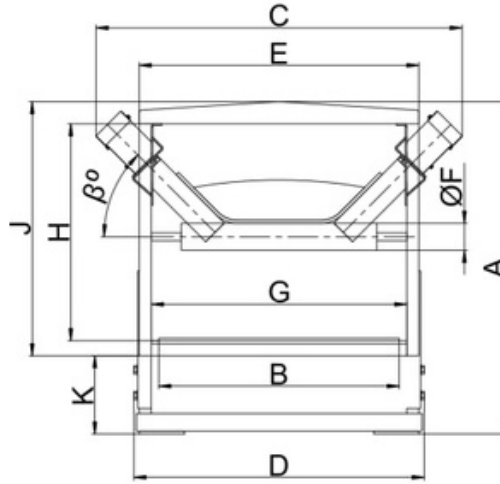
**M-JET®**



- Pulse range: 6-6000 pulses/min, max speed: 500 rpm;
- Preset under speed settings: -33/-20/-11/-6%;
- Intuitive setup with M12 bolt and anti-rotation strap;
- Compliance with standards: 2014/34/UE, EN/IEC 60079-0, EN/IEC 60079-31;
- IP6X-IEC 60529 rating for robust, dustproof, waterproof casing;
- Remote management capability, flexible power options;
- Comprehensive sensor array for monitoring;
- Suitable for ATEX zone European regulation 2014/34UE.



The sealed belt conveyor serves as a continuous transport system with a functional component in the shape of a belt. It facilitates the movement of bulk cargo in horizontal, inclined (-10° to +30°), and combined horizontal-inclined positions.



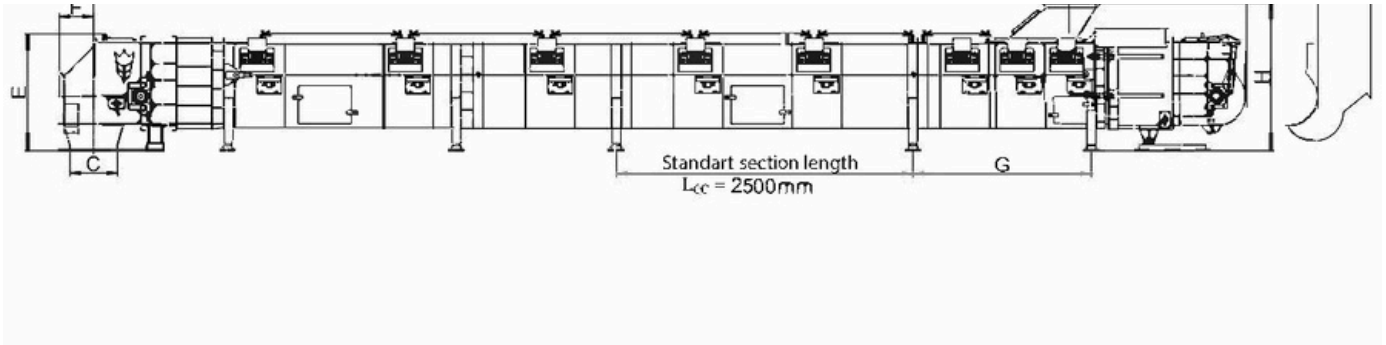
Specifications

Capacity, t/h	A,mm	B,mm	C,mm	D,mm	E,mm	F,mm	G,mm	H,mm	J,mm	K,mm	$\beta^\circ$
100	935	500	850	655	610	89	540	630	740	195	30
200	990	650	1070	810	780	89	700	680	800	195	45
300	1105	800	1220	970	930	89	850	730	845	260	45
500	1200	1000	1460	1180	1140	108	1050	740	895	305	45
1000	1280	1200	1660	1375	1340	108	150	820	975	305	45
1500	1405	1400	1920	1575	1540	133	1450	940	1100	305	45

Equipment supply/provision

Equipment category	Lite	Standard	Professional
Drive	NRW	NORD	SEW Eurodrive
Bearings	CX	SNR	SKF
Rollers	SKIF	SKIF	SKIF/Sandvik
Belt EP400(500)/3	Artego	Artego	SAVA / SIG
Properties of the belt	General purpose	Oil-resistant, antistatic	Oil-resistant, antistatic, frost-resistant
Housing coating	Painted / Galvanized	Painted / Galvanized	Painted / Galvanized

The sealed belt conveyor serves as a continuous transport system with a functional component in the shape of a belt. It facilitates the movement of bulk cargo in horizontal, inclined (-10° to +30°), and combined horizontal-inclined positions.



Specifications

Model	A,mm	B,mm	C,mm	D,mm	D1,mm	E,mm	F,mm	G,mm	H,mm	m*, kg/m
100	1300/ 2100*	□300	□300	1700/ 3300*	2200/ 3800*	960	290	1500	1200	125
200	1400/ 2200*	□400	□400	1800/ 3400*	2300/ 3900*	990	290	1500	1200	165
300	1500/ 2300*	□450	700× 900	1900/ 3500*	2400/ 4000*		400	2000	1400	225
500	1600/ 2400*	□500	700× 1100	2000/ 3600*	2500/ 4100*	1175	400	2000	1565	285
1000	1700/ 2500*	□700	850× 1300	2100/ 3700*	2600/ 4200*	1235	470	2000	1620	365
1500	2500/ 3300*	□800	1000× 1500	3300/ 4500*	3800/ 5000*	1400	500	2300	1850	500